



# PLAYONCLOUD

*This Changes Everything.*

## About PlayOn Cloud

PlayOn Cloud is a mobile app that lets you record streaming videos from popular streaming services. Recordings are made in the cloud then downloads to your mobile device to watch when and where you want — without using your data. You can even watch it on your big screen TV with a Roku, Chromecast, FireTV or Apple TV and automatically skip over the commercials.

## Key Features

### Record in the Cloud

From the intuitive app, you can easily browse and select the TV shows and movies you'd like to watch. When your recordings are complete, just download them to your device to watch anywhere, anytime, even offline.

### AdSkip

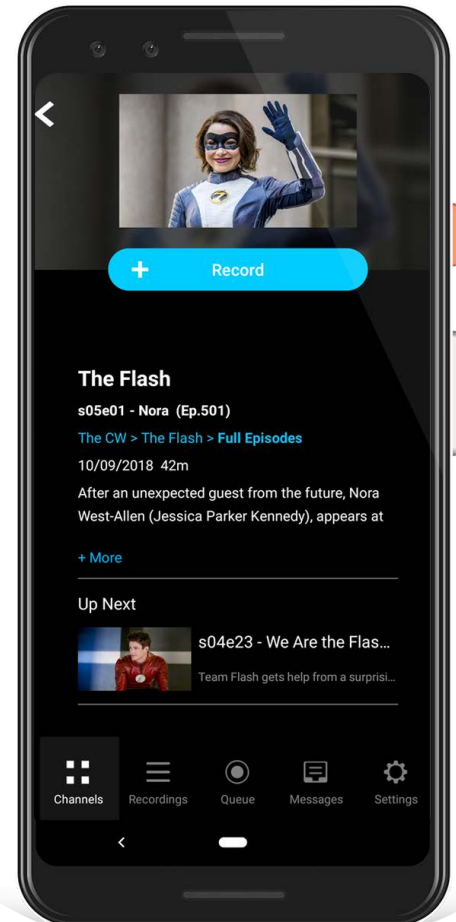
When you watch recordings from most channels with commercials, you will be presented with the option to automatically skip the commercials.

### Auto-Download

Toggle the Auto-Download feature in the queue screen and once your recordings are complete, they'll automatically download to your mobile device the next time you're on Wi-Fi. So you can just add the recording to your queue and forget it. It'll be there whenever you want to watch.

### Cloud Storage

If you subscribe to a Cloud Recording and Storage plan, your recordings will remain in the cloud for as long as you have available storage. You'll also get an email link to download to any device you choose. Download whenever you want, to as many devices as you want.



## PlayOn Cloud Channels









# PLAYONCLOUD

*This Changes Everything.*

## PlayOn Cloud – How To:

1. Search for PlayOn Cloud in the Apple App Store or Google Play and download to your device.
2. Follow the on-screen instructions to try out PlayOn Cloud. When you reach the Create an Account screen, if you have never used a PlayOn product, proceed to create an account. Be sure to use a valid email address or you will not receive your free recording credits. Otherwise, select Log In to enter your existing PlayOn account credentials.
3. Check your email for a welcome email from PlayOn Team and click on the Verify Account link. This will put your free recording credits in your account.
4. Open PlayOn Cloud on your mobile device and select the streaming service from which you want to record. If you select Netflix, Hulu, HBO NOW or Amazon, you will be prompted to enter your username and password for that service. You must be a subscriber of those services to record them.
5. Search or browse for a show you want to record and hit the Record button. You can check the progress of your recording at any time by tapping on the Queue.  

6. When the recording is complete, you will receive an email and a mobile notification to download your recording. From the email you can click on the Download button and be directed to a download page. Or, you can download the recording through the app by visiting the Recordings tab, selecting the video from the Cloud list view, and tapping the Download button. 

Note: the Cloud list shows what videos are available in the Cloud and the Device list shows you what has been downloaded to that device.

7. To play a recording from the PlayOn Cloud app, click on the Recordings tab, and choose the Device tab from the top. Select the recording you want to watch and hit Play. You can watch downloaded recordings any time — even offline.
8. If your recording has commercials, when you hit Play, you will be offered AdSkip. Choose 'Yes' and you'll automatically skip over all the commercials.
9. From the Queue tab, you can select Auto-Download at the top to automatically download your recordings to that device when you're on Wi-Fi.
10. To watch on your TV, you can hit the  cast button to send the video over to your Roku, Chromecast, FireTV or AirPlay to your Apple TV.
11. Satellite Internet Subscribers: To set up your device to automatically download your recordings during your off-peak window, simply visit Settings  > Download Options and turn on Auto-Download on Wi-Fi and Restrict download to off-peak. You can edit your off-peak window by tapping on the times indicated.